



Triumphant Times

Monthly Newsletter for June 2025

Recipient VTR Newsletter Award 2016, 2018, 2021

<https://greencountrytriumphs.com/>

7-25
PAID
MEMB
ERS

- 1.
- 2.
- 3.
- 4.
- 5.
- 6.
- 7.
- 8.
- 9.
- 10.
- 11.
- 12.
- 13.
- 14.
- 15.
- 16.
- 17.
- 18.
- 19.
- 20.
- 21.
- 22.
- 23.
- 24.
- 25.
- 26.
- 27.
- 28.
- 29.
- 30.
- 31.
- 32.
- 33.
- 34.
- 35.
- 36.
- 37.
- 38.
- 39.
- 40.
- 41.
- 42.
- 43.
- 44.
- 45.
- 46.
- 47.

Club Dues Are Due July 1st or before of each year to the club Treasurer. Send \$20 to: Green Country Triumphs, C/O Jan Phillips, 5865 E 480 RD., Claremore, OK 74019

Next Club Meeting
Tuesday June 17th
Dinner at 6:00PM
Meeting at 7:00 PM
Location: Andolini's Jenks Riverwalk

Officers and Committees
 Rolf Blom – President
 Pat Kendall– Vice President
 Art Graves - Member at Large, Car Shows, VTR Liaison, Club Contact
 Jan Phillips – Treasurer
 Trish Lindsey – Secretary
 Vacant - Activities
 Jon Wood – Web Master
 John Phillips – Newsletter, Parts, Repairs, Appraisals, Membership
topaztr6@gmail.com



President's Address by Rolf Blom

The President & Adele will be out of town for several months. Meetings will be conducted by other attendees




Vice President's Article by Pat Kendall



Minutes of the last meeting by Secretary Adele Blom

May 20, 2025, Minutes

The May meeting of GCT club was held at Clark Crew BBQ in Tulsa. The meeting was called to order by Pat Kendall, Vice President. Six members drove Triumphs to the meeting. More said they wished they could drive their Triumphs. Guests, Matt Coleman and Phil Loyd, were present.



The minutes were printed in the newsletter and there were no corrections or additions. John made a motion that they be approved as printed. Gary Moss seconded the motion. Motion carried. John Phillips gave the treasurer's report. Matt Karibian made the motion to accept the report, and John O'Hara seconded the motion. Motion carried.

Committee reports.

Parts: John reported of a man called wanting a TR6 if anyone knows of one available. He reported that he gave his TR6 to a family member. Pat knows someone who will sell a



TR3A at the end of June. It was reported that the Cord shop will sand blast parts reasonably.

Car Shows: Art said he was in Waco, Tx for a show. There are shows coming up in Springfield, Mo, and La Crosse, Wisconsin.

Activities: Nothing at this time.

Old Business: Dues are now due before July 1. They are \$20 for the year. A request for articles for the newsletter was made. Send them to John Phillips.

Discussion was held on selecting a project car for the club to work on in the future. Matt Coleman has a TR6 that could be used. Locations were discussed. Topic was tabled until next meeting.

Motion for adjournment was made by John P. and seconded by Jim Lindsey. Meeting closed at 7:39 pm.

Respectfully submitted,
Trish Lindsey, Secretary

Editor's Corner by Editor John Phillips

Members' dues are coming in so please bring or send us yours. **I just received dues from one member that has annual submittal set up on Bill-Pay to be submitted automatically.** I have recommended this for several years now. It takes the work and cost out of the process, and you won't put it off or forget like me.



The West end of Highway 20 is now complete. I took my first drive that way today, but it is a little out of the way for my trips into Claremore. It does provide better access to the Turnpike and points South or North from that point.

From Gary Moss

If you put my little blurb in the newsletter about the water pump work, (*see page 7*) you can also add that at the same time, I rebuilt my carbon canister. Unscrewed the bottom and dumped everything out. Cleaned the shell and rebuilt it with all new stuff. New carbon, screens, & pads. Good as new. Only cost was the carbon I got at Petsmart. The picture is the old stuff that got dumped out.

Just to see how the old charcoal was working, I poured it on a piece of steel and put a propane torch to it to see how saturated it was. It flamed up and burned a bit before I put it out. Short of drying it out and reusing it, I just put in new stuff. A lot less work and quicker.



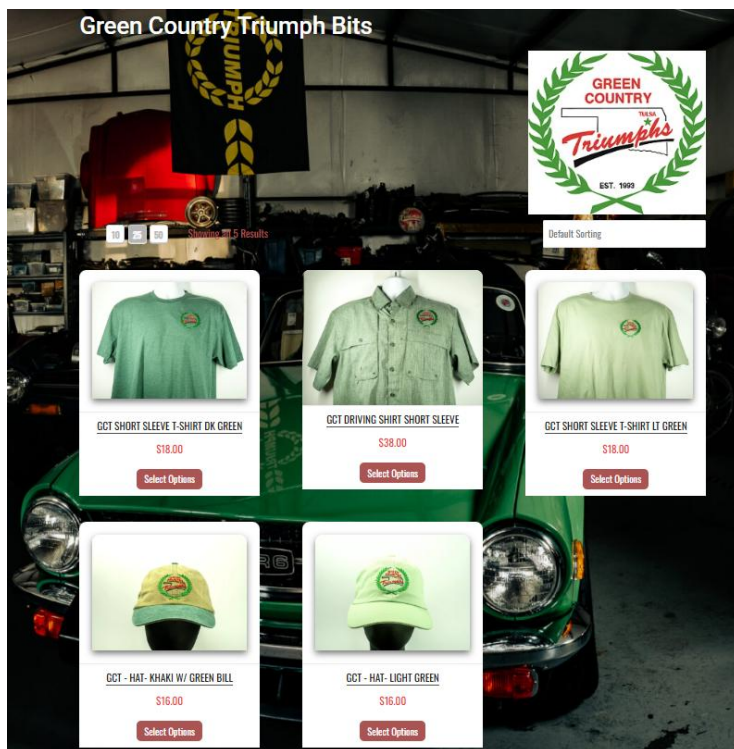
Our Fourth Decade of Fun, Sun, Leaks, Fumes, Sparks, Whines & Friends



I see my grandson is having better luck with the TR6 than I did. John P

<https://bitsoftriumph.com/>

Here are pictures of some of the club paraphernalia available from Bits of Triumph.



On **5/25/2025** Jan and I lost one of our big trees out by the road. It was uprooted by the wind early in the morning. A very prompt tree trimmer was in the area and stopped by after



another job in our area. They had the driveway cleared after working from 1 to 6 p.m. Cleaning up will have to wait for a few days. When they cleaned up, they left the stump. Bummer!

Scheduled Club Activities

WHEN	WHAT	WHO
February 10th	Guthrie tour of the Scottish Rite Temple	Art/John
March 15th 2025	St Patrick's Day Party at Phillips Home	Jan
November 5th	Guy Fawkes at Phillips Home	Jan
December 6th	Christmas Party at Phillips Home	Jan

Become a VTR Member

The Vintage Triumph Register has its benefits. A national club of Triumph enthusiasts spanning the globe needs you as a member. Affiliate club membership is not automatic membership with VTR.

Some of the benefits: *The Vintage Triumph* magazine, our award-winning, bi-monthly color publication.

VTR National convention

Access to a large number of local clubs

Website with reference material and members-only sections

Record Trace Certificates TR2/TR3/TR3A/TR3B

Factory trace documents on other Triumph models no longer available

Clothing, regalia, exclusive items

Specific vehicle consultants and experts

Sign up at <https://vintagetriumphregister.org>





2025 CAR SHOW LIST
by Art Graves

New Orleans British Motoring Festival

Location: Covington, Louisiana
Date: March 29, 2025
Web: <https://www.bmcno.org/2025-british-motoring-festival/>

Dallas All British & European Car Day

Location: White Rock Lake Park, Dallas, Texas
Date: ??, 2025
Web: <https://allbritishcarday.com/shop/>

VTR South Central Regional Convention

Location: Bellmead, Texas
Date: April 23 – April 26, 2025
Web: ??

The Wedge Shop Gathering

Location: ??
Date: ??, 2025
<https://www.thewedgeshop.com>

Euro-Expo Car Show

Location: Sand Springs, Oklahoma
Date: June 7, 2025
Web: <http://www.jaguarcluboftulsa.com/>

TRA National Meet

Location: Kalamazoo, Michigan
Date: June 16 – June 20, 2025
Web: <https://www.triumphregister.com/national-meet>



Greater Ozarks British Motoring Club Car Show

Location: Springfield, Missouri
Date: June 27 – June 28, 2025
Web: <https://gobmccarshow.com/>

VTR National Convention

Location: La Crosse, Wisconsin
Date: July 15 – July 18, 2025
Web: <https://www.mntriumphs.org/vtr2025/>

Kansas City All British Car Day

Location: Merriam, Kansas
Date: September 7 – September 8, 2025
Web: <http://www.heartlandallbritish.com/index.html>

6-Pack Trials

Location: Fontana Dam, North Carolina
Date: October 2 – October 5, 2025
Web: <https://jimholewka.wixsite.com/trials2025>

Triumphest

Location: Buellton, California
Date: October 5 – October 8, 2025
Web: <http://www.triumphest.org>

British Iron All British Car Day

Location: Agri Park, Fayetteville, Arkansas
Date: 18-20, 2025
Web: <http://www.britishironnwa.org/>

Brits on the Bluff

Location: Natchez, Mississippi
Date: ??, 2025
Web: <https://www.msemc.org/events/>

Texas All British Car Day

Location: Austin, Texas
Date: October 10 – October 12, 2025
Web: <https://www.hillcountrytriumphclub.org/txabcd/>

Our Fourth Decade of Fun, Sun, Leaks, Fumes, Sparks, Whines & Friends

Gary Moss

to me

Hey John, thought I'd take advantage of Friday's nice weather and do a little maintenance on my car. A couple weeks ago I ordered a water pump and thermostat from Moss Motors. Since I had decided to flush the entire system, I removed the lower radiator hose to drain the old coolant. Then removed water pump and thermostat. Since I wanted to flush the block as well as radiator, I put a garden hose in the water pump hole until it ran clear out the bottom. Did the same with radiator. After all the water was drained out, I replaced the lower radiator hose and installed the new water pump. Added new coolant into the block through the thermostat housing until it ran out the top of radiator making sure air bubbles got out. Put in the new thermostat, attached the radiator hose and fired it up. Let it run about 15 minutes then went on about a twenty minute test drive. Temp. is perfect and best of all, no water pump noises and no leaks!

P.S. I asked a couple neighbors if they knew who owned the TR6. Nobody does and they have never seen anyone around there. The windshield has an old New York inspection sticker on it. I'll keep an eye out for a car over there.



TRIUMPH REGISTER OF AMERICA
Formed to preserve the Triumph motorist
ESTABLISHED 1974

Home About TRA TRA History Events
Membership Tech National Meet
Members Only



Register



CRUISE INTO KALAMAZOO AND LET YOUR TRIUMPH TRULY 'ZOOM'!

Save this Date
June 27 – 28, 2025
Greater Ozarks British Moting Club
Presents "Brits at the Post"



The Greater Ozarks British Moting Club will be holding our 23rd Annual British Car & Cycle Show on June 27th & 28th 2025.

Friday, June 27th
There will be a BBQ picnic for all registered participants at our host hotel. The hotel will have a special room rate for all participants. See our web site for details soon.

Saturday, June 28th
The GOBMC Car Show is being held at the American Legion Post 639 located at 2660 S. Scenic Drive, Springfield, MO. A very picturesque location with grass and shade trees in many areas. The car show opens at 9 am. with Awards presentations at 2:30 pm. There will be food & drinks for sale provided by Boy Scout Troop 1890.

More details will soon be available identifying the show schedule, registration, and host hotel by click on this link: <https://gobmccarshow.com/>

Until then, please mark your calendar for June 27th & 28th for this year's Greater Ozarks British Moting Club Car & Cycle Show. Hope to see you there. If there are any questions feel free to call Bob Eft at (319) 427-4272 or Jon Joyce at (417) 630-8087.



LOCAL CAR SHOW OPPORTUNITY

WeStreet Ice Center Inbox x Norton: Safe x

➔ **Nicolas Stolusky** <nicolas.stolusky@tulsaicec... Jun 4, 2025, 9:51 AM (23 hours ago) ☆ 😊 ↶ ⋮
to Nicolas ▾

The WeStreet Ice Center is interested in having your car club out for an event this summer. On Saturday July 26th from 12:30-5:30pm we are having our Summer Bash event. There will be different vendors inside of the facility along with inflatables, games, food and beverage specials, hockey games, figure skating and public ice skating. Last year about 800 guests came out for this event.

This year we would love to have a car show here. We own the large 4 story parking garage beside us. So, there is a very large section that is covered and shaded. We do not want to charge any car club that would like to come out. This is just a fun community event that we are putting on. I can offer two ice skating passes to each person that brings a car out.

The WeStreet Ice Center is located on 41st and Yale at the old Macys at Promenade mall. Centrally located in Tulsa. We are also the home of the Oilers. Inside is two full sheets of ice for all the different ice sports. Arcade, golf simulator rooms, and the largest sports bar and grill in Tulsa that seats almost 400 guests.

Please let me know if you are interested in participating. Yes, this is a bit of a short notice. Maybe we can work something out for a different car show or meet up at another date.

Thank you,



Our Fourth Decade of Fun, Sun, Leaks, Fumes, Sparks, Whines & Friends

2025 VTR National Convention Information

2025 Vintage Triumph Register National Convention

The Minnesota Triumphs Sports Car Club is excited to be your host for the 2025 North American Triumph Challenge!

We had a terrific event hosting VTR in 2018, so we're heading back to the same great location and host, with even more fun to fill your week.



<https://www.mntriumphs.org/vtr2025/>



Event Dates: July 15-18, 2025
Location: Radisson Hotel, La Crosse, Wisconsin

Event registration will be available before January 1, 2025.

La Crosse is near the center of the Driftless Area of Wisconsin right on the Mississippi River. This region is well known for its rolling hills, beautiful views along the river bluffs, and excellent back roads. You can pick about any direction and find scenic, winding roads with friendly small towns to visit.

VTR 2025 Accommodations

Both hotels below have opened the room blocks with our special event rate, so you can reserve your hotel room now.

Host hotel: Radisson Hotel La Crosse

- Book your room online: [VTR Booking](https://radissonhotellacrosse.reservationstays.com/)
- Or by phone: (608) 784-6680, let them know it's for Vintage Triumph Register 2025
- Rates: \$135 king city view, and \$145 double queen river view

Hotel Reservations now Open!

Backup hotel: Home 2 Suites

- Book your room online: [VTR Booking](https://home2suleslacrosse.guestreservations.com/)
- Phone: 608.881.6666
- Rates: \$144 for the King Studio suite

Home 2 Suites is less than 3 blocks from the Radisson, so you're close to the action at either place, and there are several other options nearby to choose from if you wish.



[Home](#) [Upcoming Events](#) [Brits in the Ozarks](#) [Newsletters](#) [Membership](#) [Photo Gallery: Brits in the Ozarks 2024](#)



Twenty-Third (mostly) Annual All-British Car and Cycle Show

Hosted by the British Iron Touring Club of Northwest Arkansas in Fayetteville, AR, Agri Park

South of Exit 67-A off I-49 September 18th, 19th and 20th, 2025, Rain or Shine

ALL PROCEEDS BENEFITTING THE ALS ASSOCIATION

>>Registration will be available as soon as the Guest Speaker is confirmed<<

The hotel room block is available: [Click here for reservations](#)

Brits in the Ozarks

Sept. 18th:

Driving tours through Arkansas Ozarks, for both leisurely drivers and faster cars. Routes to be announced.

Sept. 19th:

Driving tours through the Ozarks for both leisurely and faster drivers. Routes to be announced.

Show Registration (4:00 - 6:00 PM.) walks-ups welcome. Also available on site the day of the show starting at 8:30 a.m.

Cook out and parking lot party 6:00 PM at the **Holiday Inn Convention Center of Northwest Arkansas**, until we get tired or the beer runs out!

Sept. 20th:

Car and cycle display and popular choice judging at Agri Park, North Garland Street, Fayetteville, Arkansas, 10 AM - 2 PM.

Lunch and concessions available on site. Silent Auction (donations welcomed).

Awards Dinner at the hotel 6 PM.

SPECIAL GUEST: To Be Announced.

Limited tickets will be available when registration goes live.

No vendors per U of A Agri Park regulations.

LOCAL CAR SHOW OPPORTUNITY

r sutorus <tlawnscape@outlook.com>
to clubinfo@greencountrytriumphs.com

My name is Randy Sutorus and I am a member of the **Broken Arrow Elks Lodge**.

We are holding our 34th. annual Festival of Wheels car show on **August 16 th.** at our lodge in BA at 101st. and Oneta rd. We are reaching out to area car clubs to join the fun. I think the Triumph club would be a cool addition.

Registration is from 8 to 12 and we will start judging @ 9:30 and the show runs till @ 2:00

Feel free to call with any questions and we hope to see you there.

Check our Facebook page at:
BAelksfestivalofwheels

Randy Sutorus
Broken Arrow Elks lodge 2673
918 671-1057



Greasy Hands Garage North Update by John Phillips

4/7/2025 –Last month I said this, “It ran very good before, but the sound is so much better with the rebuilt head. I am getting a little excited about this car”.

So, this is the next day and the car was started, the carbs adjusted a little and off I went. I drove up to visit Jim Lindsey a little then headed back home. When I turned onto Highway 20, I stuck my foot in it and it took off.

The gas pedal stuck to the floor but then came up pretty quickly. The car then just stopped running so I coasted into the parking lot of Cherokee film something.

I played with the carbs and linkage then the distributor, rotor and points to no avail. My next call was to AAA. They showed up an hour and a half later, loaded my car and brought us home.

This is the same situation I had last year that resulted in a different distributor. So now the detective work begins, why did it die.

4/10/2025 – I took a few days off to mope and complain but today the housekeepers were here, so I had to go somewhere so I picked the shop.

With the 8 moved out of the way it looked a little bad in sunlight, so the California Car Duster was used to get the sprinkled-on dust off, and it looks better.


The 6 was lowered and the bonnet raised. Since the carbs had stuck open when the problem arose, I started with working on the linkage.

The connection rod and the spring clamps were removed.

The rod needed some of the bends removed so it was straightened and a minimal bend placed where needed.

The spring clamps were not assembled correctly. A couple of screws were inserted with washers on the threaded end of the screw which pushes the nuts away from the stops built into the clip causing the nut to turn as tightening the screw was attempted. One clamp was bent and had to be straightened so the nut would not turn during tightening.

Inside the car, the pedal for the fuel supply was clamped in the same height as the other pedals, desired position, and the connecting rod adjusted to attach to the lever on the firewall





Our Fourth Decade of Fun, Sun, Leaks, Fumes, Sparks, Whines & Friends

without moving the pedal. The rod was adjusted for length and attached to the lever and all of the slack removed from the clamps/rod/carb shafts. It sounds confusing and it kind of is if you have not done it before.

Finally, the carbs vacuum was checked and again adjusted. This process often takes several attempts to get correct.

I am still working on issues created by the DPO.

The second reason the car was carried home by AAA was the ignition system. The distributor cap and the rotor were removed.

The cog in the rotor that connects to the distributor shaft was missing. For some reason it broke off. Fortunately, there was a spare in the shop stash.

I did not have my glasses when the event happened so working on the distributor by braille was not successful for me, but it is now fixed and as soon as lunch is over a test drive is going to happen. Wish me luck.

So, the test drive led to more time in the shop. The car had a miss so a little wiggle this, pull on that let me know that one of the spark plug wires was not fully pushed into place so that fixed the miss.

The dwell angle was checked and needed adjustment up to a reading of 35 by resetting the points, and the timing was changed a little bit to about 12°BTD. No more test drives today, tired. It is getting better though.

4/11/2025 – Another test drive was in order, so I drove up to Collinsville for gas. I was glad to see the fuel gauge was working so I guess all gauges are working to some degree.

The next project is to remove the speedometer and put one drop of 3 in 1 oil down the cable connect hole. I learned this from a guy working on my 67 Stingray back in the day.

With a little more confidence in reliability it is probably time to schedule the remaining work to finish the interior, covering the wheel wells.

Since I used the last good rotor from my stash, I contacted Advanced Distributor to order a few more. He responded that he no longer sells parts but does still rebuild distributors, which is good news. He referred me to Moss for good rotors.

4/13/2025 – Today the speedometer was removed. The two retaining nuts and shims were removed first. Then the connections to the voltage stabilizer were removed. Next the cable that drives the speedometer then the retainer nut that connects the adjuster for the odometer to the flange on the underside of the dash. With everything disconnected the gauge was removed from the dash.

With the gauge on the workbench, one drop of oil from the 3 in 1 can was applied to the cable connection point. An old tach cable was found and used to spin the gauge via a small drill motor. It moved so it was reinstalled.

Think reverse of the above paragraph, except the rubber O ring around the gauge was put in place before the gauge was pushed into its dash location.

A test drive indicated that the gauge was working a teeny bit better than before the oil was added. It is still off about 10 MPH but there is less bouncing of the needle. Maybe it will heal up now. Until it does, the new GPS speedometer is working well, and I have a compass, but no clock yet. I am not understanding the setting process. 😊

4/19/2025 – On Wednesday I decided to follow up with the status of the car after driving it to the meeting on Tuesday.

I checked the oil, and the level was over a quart low. Then I checked the numbers 2 and 5 spark plugs to see if rebuilding the head eliminated the fouling condition. It did not, the plugs were very black, indicating the problem remains.

On Friday I gave the car to my stepson whose son is also a master mechanic. Maybe they can give it the corrective measures needed to make it road worthy and complete the restoration.

Before he takes it home, I am going to adjust the right headlight and repair the right turn signal function.

I bought this car, that I really did not want, to keep me off the couch and busy as opposed to watching TV. It fulfilled that purpose, and I have enjoyed a lot of the work done on the car, both what I have done and what other members have helped me with. Thanks to all, especially Jim Lindsey.

So now Aaron can finish the engine, interior, and hood alignment. I will drive the 8.

Our Fourth Decade of Fun, Sun, Leaks, Fumes, Sparks, Whines & Friends

4/22/2025 – Aaron arrived today about 10:30 to pick up the TR6 and haul it to Bentonville, AR. It took a couple of hours to go over all of the stuff that I wanted him to know about the car. We covered it pretty well.



Then we talked about oil and coolant and brake fluid. Darn, I forgot gear oil. He loves the car for various reasons. He values our history with the Topaz car and the interaction with each other and his son Jack as do I.

I know that there is a lot of enjoyment to be had between father and son, and I am glad to be able to contribute to that.

We spent less than an hour at the tag agency getting all the paperwork done. There was a lot more than I expected but we got it done.

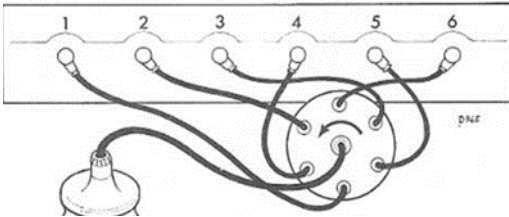
Now all I need to do is cancel the insurance and turnpike information. I do not anticipate missing that car. It was never going to be what I wanted it to be. It served its purpose, so it was here and now it is not, and I am fine with that.



JOHN'S QUICK TIPS

Plug Lead Positions (Fig. 55)

Ensure that the plug leads are attached to the sparking plugs as shown. Firing order is 1, 5, 3, 6, 2, 4, taken in anti-clockwise order, as viewed from the top of the rotor arm.



TR6 Soft Top Folding

To prevent window damage when top is down fold TR6 top as shown.



Unsnap the top from the rear bow and beneath each side window. Spread over boot lid.



2. Fold top forward without folding back window



3. Fold side windows on top without folding side windows, tuck top down behind seats, add cover.

https://www.youtube.com/watch?v=IS2FhnWK6_o&feature=youtu.be

Products Appropriate for Your Car

Not the only option but good ones.

Standard TR6 Tire Size: 215 X 65 X 15

This web site is terrific for selecting a tire size that will work with your speedometer.

<https://www.tacomaworld.com/tirecalc?tires=215-65r15-205-70r15>

Classic Car Motor Oil
PennGrade 1, 20W-50



<http://www.classiccarmotoroil.com/>

Spin on oil filter sizes: TR6 Wix 51516. TR8 WIX 51515

*Coolant: Option 1; Evans Waterless High-Performance Coolant is specially formulated for gasoline engines in classic cars and high-performance vehicles. <http://www.evanscooling.com/>
Coolant: Option 2; Peak anti-freeze, no water.

Transmission: 40 Wt. Non-detergent Motor Oil or
Gear Oil: GL4 grade which is lower in sulphur. GL5 not recommended.



For TR8

Differential: Red Line Heavy Shockproof Gear Oil



Brake Fluid: Valvoline Synthetic DOT4/5

Spline Lubricant – CV Joint Grease

Star Tron Fuel Additive: For use with ethanol fuel if you have to use it.



Lubrication for front trunnions on TR6



What's on the [Web Site](#)

Seat Belt Refurbish
 Service After Storage
 Rear Wheel Bearing End Float
 Speaker Box Install
 TR6 Wind wings
 Rear Sway Bar Installation
 Triumph Rain Cover
 Flywheel Ring gear rework
 Rebuilding Triumph TR Trans/Overdrive
 Rebuilding Stromberg Carburetors
 TR6 Wiring Diagrams

How does one know the alternator belt is tight enough? If you can turn the fan/pulley with your hand, it is not tight enough. If you can twist the belt 90° or more, your belt is not tight enough.

What is your car worth? Hagerty Valuation Tool

<https://www.hagerty.com/valuationtools>

GCT Merchandise

SEE NEXT TO LAST PAGE

LESSONS LEARNED

When using an electronic ignition system bypass of the **ballast resistor** is highly recommended. This resistor is for protection of ignition points (which are no longer part of the system) and lowers voltage to the plugs. All 12 V are needed. Exception: Leave Tach wiring if applicable.

When diff seals leak, clean the vent.

Cleaning the vent releases pressure in the diff and many times stops leaks.

Coolant hoses get loose over time. Be sure to tighten them periodically.

The rear hubs on IRS cars are known to shear causing the wheel to separate from car while moving. Check by moving the raised wheel in the caster/camber attitude to check for play. There should be none.

Thrust bearing end float should be .011" max. Push the crank shaft (fan) rearward as far as it will go. The crank should move forward when the clutch is depressed. It should move between .004" (0.1016 mm) and .011" (0.2794 mm).

Find paint codes at

<https://www.automotivetouchup.com/>

Early TR6 Seat Backs Won't Stay On

Cause: Straps in seat back are stretched.

Repair: Remove cover and shorten the straps to tight. Not too hard.

Gasket Sealant Aviation Grade

So far found only at NAPA and considered best for gasket sealing. Does not harden.



Our Fourth Decade of Fun, Sun, Leaks, Fumes, Sparks, Whines & Friends

Classified Section



**Greasy Hands Garage
North Has Used **FREE** TR6
Parts If You Need
Something
Structural parts for
suspension and steering
Transmissions and a
Differential
Windscreen Frames, Some
with Glass
Lots of other stuff so if you
need something for your
TR6 contact:**

**John Phillips at
topaztr6@gmail.com or
phone (918 527-2629**

DENNY'S PARTS FOR SALE

Triumph TR3A Parts for Sale

One TR3 wire wheel 15"
Battery Box
TR3 Transmission
New in box tire storage lid, red
New Muffler, still wrapped in plastic
Stainless Brake Tubes and fittings
Chrome Guard and Brackets for exhaust

(918) 346-0900
deugenerobinson@icloud.com

Mark 1 & 2 Spitfire Parts 1964 & 1966

Front and rear suspension both left and right side
3 heaters; 1 works good, other 2 motor bad, one motor good
Frame for Mark 1
2 Tappet Covers
Spitfire Hubcaps, 2 sets small, 3 large
2 Doors off 1966 Spit, complete with windows
2 Rear Ends
Electric Fan
Gas Tank, complete with fill cup, Chrome
4 Wheels with good tire, 1 extra wheel
Drive Shaft
2 Steering Wheels, 1 original, 1- 13"
1966 Steering Column
1966 Radiator with Horns and Water Bottle
Sway Bar
1200cc Engine Complete except exhaust & carburetor
1200cc Engine Block, Head and Oil Pan

LiteZupp Industries, LLC

LED lighting for your Classic British Auto



We can see you now!

Exterior LEDs
Dash LEDs
LED Headlamps
Flashers
LED kits

sales@litezupp.com
www.litezupp.com
www.facebook.com/litezupp

**Assorted TR3
& TR4 parts
Contact:
Larry*
[cartravel@po
box.com](mailto:cartravel@po.box.com)**



Our Fourth Decade of Fun, Sun, Leaks, Fumes, Sparks, Whines & Friends



Bits of Triumph

*Embroidery Inspired by
Triumphs & their Drivers*

Wynnell Gorman
wynnell@bitsoftriumph.com



To explore website:
Scan here

<https://bitsoftriumph.com>
Mobile: 469-383-2009
4610 Jakes Way, Midlothian, TX 76065



2008 Saturn Sky Redline (Turbo), \$12,000 Excellent condition. John Phillips
topaztr6@gmail.com

GCT Merchandise

Visit the **Cafe Press** store to shop for Green Country Triumphs apparel and merchandise

<https://www.cafepress.com/greencountrytriumphs>

Land's End Merchandise & Club Log

Inbox



Art Graves

to me, Rob, Dennis

Hi John, Rob & Denny,

Please review my message below and set up your own accounts with Land's End. If all looks good, John, please distribute to the club.

Thanks,
Art

Green Country Triumph Club Members,
As a result of some discussion at the June business meeting, I have taken steps to make available shirts and hats with our club logo using Land's End as the retailer. Actually, you can get almost anything embroidered with our club logo from Land's End. (Even pajamas, as I half-jokingly stated at the meeting.)

Each member can order as many items as desired; we do not have to make a bulk order.

To do this, log in to Land's End using this link: <https://business.landsend.com/>. In the top right corner click on the "MY ACCOUNT" icon to create or sign in to your account. You must have an account to order merchandise. Once you have an account, click on your "name" icon, located in the same place as the "MY ACCOUNT" icon, and select 'My Logos'. Then click on "ASSOCIATE A LOGO TO MY ACCOUNT". Enter Logo Reference Number "1617508" and Customer Number "4853648" and click "ADD TO LIBRARY".

Now that you have an account and the club's logo associated to it, 'Commence to shopping', as Jed Clampett would say. The charge to add the logo to any garment is \$6.95, so a \$50.00 pajama bottom with our logo will cost you \$56.95.

The logo size is 3.5" X 3.22". The colors of the stitching may be changed at any time for any color fabric. For example, if the fabric were black, the Oklahoma outline could be made white. This example shows the logo on a light blue garment.

I believe Land's End products are of high quality and are priced accordingly. However they are forever having sales, promotions offering to add a logo at no charge and free shipping.

Cheers,

*TWO CHOICES
- VISIT BOTH*





GREEN COUNTRY TRIUMPH CLUB MEMBERSHIP APPLICATION & RENEWAL

Please complete information for each member in the household. Membership \$20 Dues = maximum TWO voting members in family. Common information needs to be listed only one time for family members.

Membership benefits typically include reduced cost on parts, tech support, access to required tools and repair facilities, extra hands to accomplish labor and a full activities calendar to enjoy club fellowship.

PEOPLE STUFF	MEMBER INFO	
MEMBER NAME		
MEMBER NAME		
MAILING ADDRESS		
PHONE NUMBER		
E-MAIL ADDRESS		
V.T.R MEMBER?	YES	NO
6-PACK Member?	YES	NO
TRA MEMBER?	YES	NO
OTHER CLUB?		

CAR MODEL	YEAR	COMMISSION#


SEND YOUR DUES TO THE CLUB TREASURER: \$20

Make Checks Payable To GREEN COUNTRY TRIUMPHS	
Check #	Check Date

GCT C/O JAN PHILLIPS
 5885 E. 480 RD
 CLAREMORE, OK 74019
 (918) 283-7017 (leave message)
 maudjpp@gmail.com

Dues are payable on July 1st each year. If you join(ed) between Jan. 1st and Jul. 1st, next dues are payable July 1st in the year following the year in which you join(ed). **Membership is discontinued Oct. 1st following the date dues were due.**

Andy Wilmes
 Admiral Alignment
 +1 (918) 232-3273 Mobile
andy@admiralalignment.com
 NEW EMAIL ADDRESS awilmes@atlasok.com
 15505 N. 155th East Ave
 Collinsville, OK 74021



TRIUMPHWORLD SERVICES, Inc.
 Specializing in restoration, repair and parts for the English sportscar
TRIUMPH
 John R. Gauldin (405) 250-0903
 Edmond, Oklahoma trdr@cox.net